

6. Blocks




6.3. General

6.3.11. Recent forum posts



Display a specified number of recent forum posts from one group on a page.

Configure the **Recent forum posts** block

1. **Block title:** The title of the block is generated automatically unless you provide a different one. The default title is “Recent forum posts”.
2. **Group:** Choose the group whose forum posts you wish to display.
3. **Maximum number of posts to show:** Decide how many of the latest forum posts you wish to show. The default value is 5. You can show up to 100 posts.
4. **Retractable:** Tick this checkbox if you want to allow users to reduce the block to its heading on a page. The user can click the **Retractable** icon  to just show the heading.
5. **Automatically retract:** Tick this checkbox if you want to show only the block’s heading when a user views the page. The user can click the **Retracted** icon  to view the entire block.
6. Click the **Save** button to accept your changes, or click the **Cancel** button to leave the block’s content as it is. The **Remove** button is shown only when you place the block into the page for the first time.
7. You can also click the **Close** button  in the top right-hand corner to either remove a newly created block before it is being saved or to cancel any changes and leave the block’s content as it is.