

6. Blocks




6.3. General

6.3.10. Group pages



This block is a default block on the group homepage. You can display pages created in and / or shared with the group in this block.

Configure the **Group pages** block

1. **Block title:** The automatic title for this block is “Group pages”. You can set another one if you wish.
2. **Display group pages:** Decide whether to display pages that were created in the group. “Yes” is the default option.
3. **Display shared pages:** Decide whether to display pages that users shared with the group. “No” is the default option.
4. **Retractable:** Tick this checkbox if you want to allow users to reduce the block to its heading on a page. The user can click the **Retractable** icon  to just show the heading.
5. **Automatically retract:** Tick this checkbox if you want to show only the block’s heading when a user views the page. The user can click the **Retracted** icon  to view the entire block.
6. Click the **Save** button to accept your changes, or click the **Cancel** button to leave the block’s content as it is. The **Remove** button is shown only when you place the block into the page for the first time.
7. You can also click the **Close** button  in the top right-hand corner to either remove a newly created block before it is being saved or to cancel any changes and leave the block’s content as it is.